



# SIP Industries

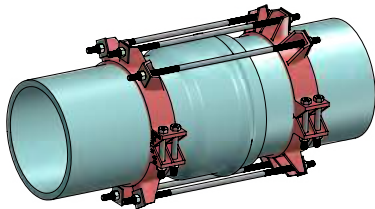
Quality Manufacturers Since 1960

**EZ GRIP®**  
PTPVC/PTPS

## 4" - 48" PIPE TO PIPE BELL JOINT RESTRAINT FOR PVC

### Submittal Information

Project Name / Location:	
Engineer:	
Referenced Specs:	
Distributor / Contractor:	

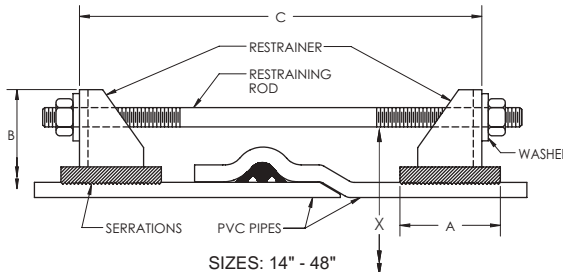
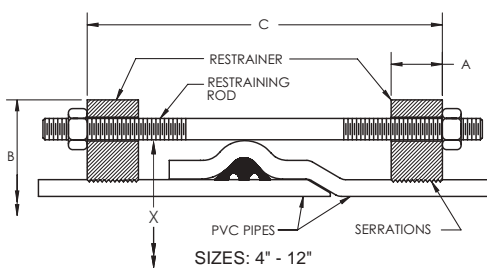


### Optional Specifications

Coating:	EnviroShield, Direct To Metal (DTM) Alkyd Enamel (Red)	
	EZ-Shield® Polyester Based Powder Coating (Red)	
	Other - Specify:	
Rods, Bolts: & Nuts	Standard High Strength Low Alloy Steel (HSLA) In Accordance With ANSI/AWWA C111/A21.11	
	Fluoropolymer Corrosion Resistant Coating	
	Stainless Steel:	Type 304      Type 316
	Other - Specify:	

### General Specifications

- Material** : Harness bodies are Ductile Iron per ASTM A536, Grade 65-45-12
- Pressure** : Pressure rating equal to that of the PVC pipe rating, with a minimum 2:1 safety factor. The grip of the 360° circumferential serrations increases as the hydrostatic pressure increases
- Dimensions** : Harness is compatible with all bell and spigot (push-on) joint socket PVC pipe meeting the following Standards...  
Compatible with AWWA C900 (PVC), C906 (HDPE)\*, C909 (PVC) or ASTM D2241 IPS PVC Pipe  
**\* AWWA C906 HDPE Pressure Pipes up to 12" by using internal pipe stiffeners. Contact SIP for further assistance**
- Installations** : Install in accordance with SIP installation procedures and intent of AWWA C600 / C605 / M23  
Pipe ends must be free from defects to allow proper gland engagement to the pipe ends  
**Note:** There are no additional tools required for installation other than the tools required to install standard sizes of hex nuts from 5/8"-1 1/4". The hex heads, bolts and rods shall be designed to tighten clockwise. The hex heads, bolts and rods are manufactured to allow for disassembly and re-installation of the restraint.
- Deflection** : Restraint allows the full joint deflection dictated by pipe manufacturer's recommendation, and maintains the seal while under pressure, and while subjected to ground movements
- Approvals** : FM Approved for sizes 4"-12" at 185 psi on AWWA C900 Class 235 DR-18 PVC pipe



RECOMMENDED TORQUE (CLAMPING BOLTS)	
PIPE SIZE (IN)	RANGE OF TORQUE (FT/LBS)
4-12	90-110
14-16	150-200
18	175-225
20	200-250
24-36	225-275
42-48	300-350

### Technical Specifications

Size	C900 PVC Pipe PTPVC Series			IPS PVC Pipe PTPS Series			A	B (Approx.)	C (Max.)	X (Min.)	Restraint Bolts/Rods		Clamping Bolts		Approx. Weight (Lbs)
	Select	O.D.	Item Code	Select	O.D.	Item Code					Qty	Size	Qty	Size	
4		4.80	PTPVC04		4.50	PTPS04	1.12	9.15	15.00	6.29	2	3/4 X 17	4	3/4 X 3 1/2	16
6		6.90	PTPVC06		6.63	PTPS06	1.15	11.12	15.00	8.13	2	3/4 X 17	4	3/4 X 3 1/2	20
8		9.05	PTPVC08		8.63	PTPS08	1.47	14.75	15.00	10.60	2	3/4 X 17	4	3/4 X 4	32
10		11.10	PTPVC10		10.75	PTPS10	1.38	16.82	22.00	12.66	4	3/4 X 24	4	3/4 X 5	52
12		13.20	PTPVC12		12.75	PTPS12	1.42	19.45	22.00	14.80	4	3/4 X 24	4	3/4 X 5	56
14		15.30	PTPVC14		N/A	N/A	4.00	22.56	27.00	18.10	6	3/4 X 30	8	3/4 X 7	150
16		17.40	PTPVC16		N/A	N/A	4.00	24.64	27.00	20.20	6	3/4 X 30	8	3/4 X 7	154
18		19.50	PTPVC18		N/A	N/A	5.00	26.64	27.00	22.30	8	3/4 X 30	8	3/4 X 7	222
20		21.60	PTPVC20		N/A	N/A	5.00	28.75	33.00	24.60	8	3/4 X 36	8	1 1/4 X 9	195
24		25.80	PTPVC24		N/A	N/A	5.00	33.90	33.00	28.80	12	3/4 X 36	8	1 1/4 X 9	237
30		32.00	PTPVC30N		N/A	N/A	5.50	40.75	38.00	35.56	10	1 X 40	8	1 1/4 X 8 1/2	475
36		38.30	PTPVC36N		N/A	N/A	7.00	47.25	38.00	42.43	12	1 X 40	12	1 1/4 X 6	722
42		44.50	PTPVC42		N/A	N/A	6.30	56.25	46.00	49.08	16	1 1/4 X 48	8	1 1/2 X 9	1180
48		50.80	PTPVC48		N/A	N/A	6.90	63.64	46.00	56.35	16	1 1/4 X 48	12	1 1/2 X 11	2443

All dimensions are in inches unless noted otherwise. All weights are approximate in pounds unless noted otherwise.

Supporting documentation for the above 'General Specifications' and 'Optional Specifications' are available upon request to review, in addition to Installation Instructions and any requested material samples

Please contact SIP for technical assistance of nonstandard applications, pressures and bell dimensions that exceed listed X dimensions

Please refer to our web page [www.sipindustries.com](http://www.sipindustries.com) for up to date product data and technical advisories

V 0524-01