


WEDGE ACTION, HARNESS, BELL JOINT RESTRAINT
FOR NEW INSTALLATIONS OF AWWA C900 PVC PIPE

The EZ GRIP®

Pipe-To-Pipe Joint Restraint is a proven design, offering an efficient, reliable, and inexpensive method to restrain PVC Bell and Spigot (Push-On) Joints by utilizing a Wedge Action Harness Gland, a Solid Retaining Ring and joining Rods that grab, hold, and secure the PVC Bell and Spigot ends together



ADVANTAGES, BENEFITS, FEATURES


- The EZ GRIP® PTP is designed for installation on new piping installs
- The EZ GRIP® PTP performs optimally with AWWA C900 PVC pipe
- The EZ GRIP® PTP design requires less connecting rods, resulting in less labor and time to install
- The 'ears' on the glands, are a higher profile to accommodate PVC pipe bell profile
- Machined to exact tolerances with a minimum safety factor of 2:1
- The EZGRIP® PTP allows full joint deflection
- The EZGRIP® PTP is designed so that it can be disassembled and reinstalled, if necessary
- Gland and Harness Ring are composed of high strength Ductile Iron in compliance with the ASTM A536 Standard, Grade 65-45-12
- Rods and Hex Nuts are manufactured from high-strength low-alloy (HSLA) steel as per ANSI/AWWA C111/A21.11. Hardware also available in 304 & 316 Stainless steel, or with a Fluoropolymer Coating
- The PTP Joint Restraint for PVC Pipe is provided with a coating that is compatible with most field applied coatings. It is also available with EZ Shield®, a polyester based powder coating. The standard color of the PTP Joint Restraint is red
- Offered in sizes from 14" up to 36"

Available:  Import


V 0524-01

Toll Free 877-921-6111
www.sipindustries.com


Installation Procedure: 14"-36"




1 Clean and prepare the pipe for installation using normal procedures per pipe manufacturer. Slide the EZ GRIP® PTP restraint gland, with lip facing spigot end, onto the first pipe. Next slide the solid harness ring along the length of second pipe and fit closely behind the pipe bell.



2 Complete the pipe joint assembly per the pipe manufacturer instructions, Position restraint ring on spigot end of pipe by inserting one of the restraint rods into the restrainer ears of restraint ring and harness ring so that the restraint rod ends extend past each nut approximately 1/2". Complete inserting the remaining restraint rods through the restrainer ears. Only hand-tighten all the hex nuts at this point.



3 Tighten down the break-off torque nuts until all the wedges are in firm contact with the pipe surface. Once this step is completed, continue tightening in an alternate manner ('star' pattern) until all the break-off torque nuts have sheared off. A 5/8" hex-head will remain, if disassembly is necessary. See Torque ranges below*



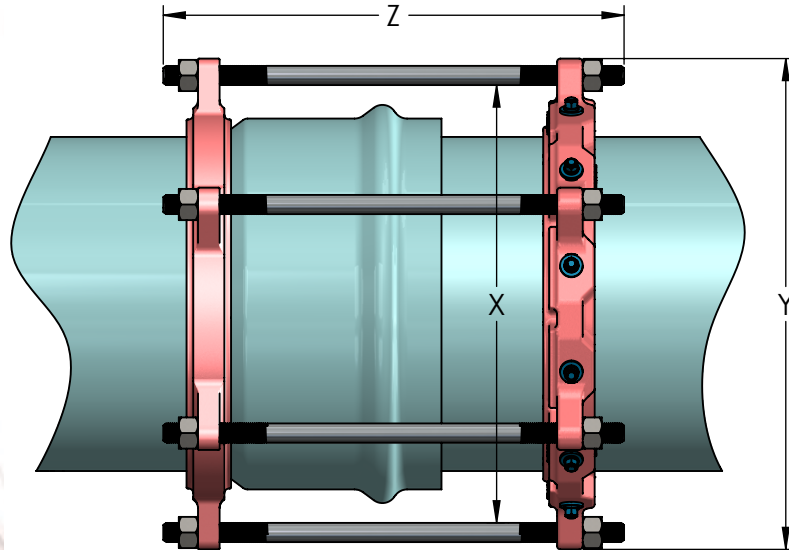
4 Hand-tighten all nuts so that the rods stick out approximately 1/2" past the nuts. Make sure that the solid harness ring is evenly bearing against the pipe bell.

NOTE: Do not over-tighten the restrainer nuts. Only hand-tighten the nuts, plus about one turn with wrench.

Torque Ranges

- 14" to 24": 75-85 ft-lbs
- 30" to 36": 85-95 ft-lbs

Technical Data



EZPVCPTP - EZ GRIP® JOINT RESTRAINTS FOR PUSH-ON JOINTS OF C900 PVC PIPE BELLS

NOMINAL PIPE SIZE	SERIES NUMBER	C900 PIPE CI OD	X (MINIMUM)	Y MAXIMUM RESTRAINT OD	RODS QTY.	Z RODS SIZE	APPROX. WEIGHT (LBS)
14	EZPVCPTP14	15.30	20.44	23.27	5	3/4 x 24	115
16	EZPVCPTP16	17.40	22.81	25.63	6	3/4 x 24	140
18	EZPVCPTP18	19.50	24.94	27.76	6	3/4 x 24	150
20	EZPVCPTP20	21.60	27.19	30.02	7	3/4 x 24	175
24	EZPVCPTP24	25.80	31.68	35.02	8	1 x 30	270
30	EZPVCPTP30	32.00	39.30	42.88	10	1 x 40	412
36	EZPVCPTP36	38.30	46.18	49.77	12	1 x 40	500

All the dimensions are in inches unless stated otherwise.

Please contact SIP for technical assistance of nonstandard applications, pressures and bell dimensions that exceed listed X dimensions

Please refer to our web page www.sipindustries.com for up to date product data and technical advisories

NOMINAL PIPE SIZE (IN)	C900 PVC PIPE CLASSIFICATIONS						
	DR14	DR18	DR21	DR25	DR32.5	DR41	DR51
	14	235	235	200	165	125	-
16	235	235	200	165	125	-	-
18	235	235	200	165	125	-	-
20	235	235	200	165	125	-	-
24	200	200	200	165	125	-	-
30	-	-	165	165	125	-	-
36	-	-	125	125	125	-	-



SIP Industries

Quality Manufacturers Since 1960

EZ GRIP®

WEDGE ACTION, HARNESS, BELL JOINT RESTRAINT
FOR NEW INSTALLATIONS OF AWWA C900 PVC PIPE

SAMPLE SPECIFICATIONS

The bell and spigot (push-on) joint restraining mechanism shall be designed and manufactured as one solid, non-serrated harness backing ring and one wedge-action restraint gland connected to each other with rods to provide the joint restraint. The bell and spigot (push-on) joint restraint shall be compatible with AWWA C900 PVC Pipe. The bell and spigot (push-on) joint restraint shall have the same pressure rating as the pipe with a 2:1 safety factor. The grip of the wedges shall increase as the hydrostatic pressure increases.

There shall be no additional tools required for installation other than the tools required to install standard sizes of hex nuts from 1" - 1 1/4". The hex heads, bolts and rods shall be designed to tighten clockwise. The hex heads, bolts and rods shall be manufactured to allow for disassembly and re-installation of the restraint.

The restraint gland and harness shall be manufactured of high strength ductile iron in accordance with the ASTM A536 Standard, Grade 65-45-12.

Rods and hex nuts are manufactured from high-strength low-alloy (HSLA) steel as per ANSI/AWWA C111/A21.11.

The restraining gland shall comply with all applicable dimensions of ANSI/AWWA C111/A21.11 and shall be compatible with all bell and spigot (push-on) joint sockets of the standard.

The restraint device for PVC Pipe shall be SIP Industries' EZ GRIP® PTP Joint Restraint or equal.

Available: Import 

PRODUCT LINE

AWWA DI Fittings & Accessories

- C153 Compact MJ Fittings and Acc. 2" - 64"
- C110 Full Body MJ Fittings 2" - 64"
- C153 Trim Tyton® Push-On Fittings 4" - 24"
- C110 Flange Fittings 2" - 64"
- MJ x MJ Adapter for Connecting MJ Bells 3" - 24"
- Stainless Steel & Blue T-Bolts
- Made in India, China & Mexico
- Bare, Cement, Zinc, FBE & Other Linings

Joint Restraint System

- EZD Joint Restraint for DI Pipe 3" - 48"
- EZDTP Joint Restraint Tandem for DI Pipe 3" - 48"
- EZDPTP Joint Restraint for Push-On Joints DI Pipe 3" - 48"
- Ductile Iron Retainer Glands 3" - 30"
- FAR / FAH Flange Adapter for DI Pipe 3" - 48"
- EZFA Restrained Flange Adapter for DI and PVC Pipe 3" - 36"
- EZPVC Joint Restraint for PVC Pipe 3" - 36"
- ULTRA Joint Restraint for PVC Pipe 4" - 12"
- EZPVCPTP Joint Restraint for Push-On Joints PVC Pipe 14" - 36"
- PTPVC Pipe to Pipe Restraint 4" - 48"
- PTPDF Pipe to MJ Fittings Restraint 4" - 48"
- PTPFC Pipe to PVC Fittings Restraint 4" - 12"
- Made in China & USA
- EZ Shield or Shop Coating

Municipal Construction Castings

- Manhole Rings and Cover
- Frames and Grates
- Valve Boxes and Service Boxes
- Water Meter Covers and Boxes
- Cleanout and Monument Boxes
- Detectable Warning Plates
- Extension Rings
- Trench Grates and Tree Grates
- Made in India & USA

Fabrication Products for DI Pipe

- High Hub Flanges Class 150 and 250. 3" - 64"
- Threaded Bell Flanges 3" - 48"
- Anchor Flanges 3" - 60"
- Filler Flanges 4" - 30"

Other Products and Services

- All Thread Rod
- Pipe Lube and Hydraulic Cement
- Socket Clamps and Lugs
- Flange Packs
- OEM Castings



SIP CORPORATE 8876 Gulf Freeway, Suite 500, Houston, TX 77017

SIP CENTRAL 2900 Patio Drive, Houston, TX 77017

SIP EAST 600 Rayloc Drive, Atlanta, GA 30336

SIP WEST 8333 Almeria Avenue, Fontana, CA 92335

Phone: 877-921-6111 or 713-923-6111 | Fax: 713-923-6114 | www.sipindustries.com | sales@sipindustries.com